

2021-22 Texas Academic Performance Report (TAPR)

District Name: HURST-EULESS-BEDFORD ISD

Campus Name: SHADY BROOK EL

Campus Number: 220916117

2022 Accountability Rating: A

Distinction Designations:

This page is intentionally blank.

Texas Education Agency
 2021-22 STAAR Performance (TAPR)
 SHADY BROOK EL (220916117) - HURST-EULESS-BEDFORD ISD - TARRANT COUNTY

	School Year	State	District	Campus	African American	Hispanic	White	American Indian	Asian	Pacific Islander	Two or More Races	Special Ed (Current)	Special Ed (Former)	Continuously Enrolled	Non-Continuously Enrolled	Econ Disadv	EB EL (Current & Monitored)
STAAR Performance Rates by Tested Grade, Subject, and Performance Level																	
Grade 3 Reading																	
At Approaches Grade Level or Above	2022	76%	87%	75%	64%	53%	88%	-	100%	-	*	50%	*	84%	55%	65%	75%
	2021	67%	75%	70%	42%	86%	79%	-	75%	*							

Texas Education Agency
 2021-22 STAAR Performance (TAPR)
 SHADY BROOK EL (220916117) - HURST-EULESS-BEDFORD ISD - TARRANT COUNTY

	School Year	State	District	Campus	African American	Hispanic	White	American Indian	Asian	Pacific Islander	Two or More Races	Special Ed (Current)	Special Ed (Former)	Continuously Enrolled	Non-Continuously Enrolled	Econ Disadv	EB EL (Current)
--	-------------	-------	----------	--------	------------------	----------	-------	-----------------	-------	------------------	-------------------	----------------------	---------------------	-----------------------	---------------------------	-------------	-----------------



Texas Education Agency
2021-22 STAAR Performance (TAPR)
SHADY BROOK EL (220916117) - HURST-EULESS-BEDFORD ISD - TARRANT COUNTY



Texas Education Agency
 2021-22 Bilingual Education/English as a Second Language (Current EB Students/EL) (TAPR)
 SHADY BROOK EL (220916117) - HURST-EULESS-BEDFORD ISD - TARRANT COUNTY

Due to the cancellation of spring 2020 STAAR, 2022 and 2019 School progress and STAAR progress measure data are shown.

	School Year	State	District	Campus	Total Bilingual Education	BE-Trans Early Exit	BE-Trans Late Exit	BE-Dual Two-Way	BE-Dual One-Way	ALP Bilingual (Exception)	Total ESL	ESL Content-Based	ESL Pull-Out	ALP ESL (Waiver)	EB/EL with Parental Denial	Never EB/EL	Total EB/EL (Current)	Monitored & Former EB/EL
All Grades Mathematics	2022	69%	81%	81%	-	-	-	-	-	-	73%	-	73%	-	*	82%	74%	*
	2019	70%	76%	69%	-	-	-	-	-	-	83%	-	83%	-	-	-	83%	-

* Indicates results are masked due to small numbers to protect student confidentiality.

- Indicates there are no students in the group.

Blank cell indicates there are no data available in the group.

Texas Education Agency
2021-22 STAAR Participation (TAPR)

SHADY BROOK EL (220916117) - HURST-EULESS-BEDFORD ISD - TARRANT COUNTY

5%

5%

	State	District	Campus	African American	Hispanic	White	American Indian	Asian	Pacific Islander	Two or More Races	Special Ed (Current)	Special Ed (Former)	Continuously Enrolled	Non-Continuously Enrolled	Econ Disadv	EB EL (Current & Monitored)
Absent	1%	1%	1%	0%	0%	2%	-	*	*	*	0%	*	2%	0%	2%	0%
Other	0%	1%	0%	0%	0%	0%	-	*	*	*	0%	*	0%	0%	0%	0%
2021 STAAR Participation (All Grades)																
All Tests																
Assessment Participant	88%	94%	91%	90%	89%	93%	-	100%	100%	84%	87%	100%	91%	90%	89%	95%
Included in Accountability	83%	90%	84%	81%	80%	89%	-	84%	100%	80%	80%	100%	89%	74%	80%	75%
Not Included in Accountability: Mobile	3%	3%	6%	7%	9%	3%	-	7%	0%	4%	6%	0%	2%	13%	6%	10%
Not Included in Accountability: Other Exclusions	1%	1%	1%	1%	0%	1%	-	9%	0%	0%	0%	0%	0%	4%	2%	9%
Not Tested	12%	6%	9%	10%	11%	7%	-	0%	0%	16%	13%	0%	9%	10%	11%	5%
Absent	2%	2%	7%	9%	8%	5%	-	0%	0%	12%	13%	0%	6%	8%	9%	3%
Other	10%	4%	2%	2%	3%	2%	-	0%	0%	4%	0%	0%	3%	2%	2%	2%
Reading																
Assessment Participant	89%	95%	90%	89%	88%	92%	-	100%	100%	87%	86%	100%	91%	89%	88%	95%
Included in Accountability	83%	90%	84%	81%	79%	88%	-	85%	100%	83%	80%	100%	89%	74%	79%	74%
Not Included in Accountability: Mobile	3%	3%	5%	6%	8%	2%	-	5%	0%	3%	6%	0%	2%	11%	6%	9%
Not Included in Accountability: Other Exclusions	3%	2%	2%	2%	0%	2%	-	10%	0%	0%	0%	0%	0%	5%	3%	12%
Not Tested	11%	5%	10%	11%	12%	8%	-	0%	0%	13%	14%	0%	9%	11%	12%	5%
Absent	2%	2%	7%	10%	8%	5%	-	0%	0%							

Texas Education Agency
 2021-22 STAAR Participation (TAPR)
 SHADY BROOK EL (220916117) - HURST-EULESS-BEDFORD ISD - TARRANT COUNTY

	State	District	Campus	African American	Hispanic	White	American Indian	Asian	Pacific Islander	Two or More Races	Special Ed (Current)	Special Ed (Former)	Continuously Enrolled	Non-Continuously Enrolled	Econ Disadv	EB EL (Current & Monitored)
Not Included in Accountability: Other Exclusions	0%	1%	0%	0%	0%	0%	-	*	-	0%	0%	-	0%	0%	0%	0%
Not Tested	13%	5%	8%	15%	0%	0%	-	*	-	25%	15%	-	7%	10%	7%	0%
Absent	2%	2%	6%	10%	0%	0%	-	*	-	17%	15%	-	4%	10%	5%	0%
Other	10%	3%	2%	5%	0%	0%	-	*	-	8%	0%	-	4%	0%	2%	0%

* Indicates results are masked due to small numbers to protect student confidentiality.
 - Indicates there are no students in the group.

Texas Education Agency
 2021-22 Attendance, Graduation, and Dropout Rates (TAPR)
 SHADY BROOK EL (220916117) - HURST-EULESS-BEDFORD ISD - TARRANT COUNTY

	State	District	Campus	African American	Hispanic	White	American Indian	Asian	Pacific Islander	Two or More Races	Special Ed	Econ Disadv	EB/EL
Attendance Rate													
2020-21	95.0%	97.4%	96.5%	96.2%	95.8%	96.8%	-	98.1%	93.7%	96.8%	93.5%	95.8%	97.7%
2019-20	98.3%	99.0%	98.8%	99.2%	97.8%	99.0%	-	99.3%	*	99.2%	98.8%	98.6%	99.2%
Chronic Absenteeism													
2020-21	15.0%	6.8%	11.4%	13.7%	15.0%	7.8%	-	9.7%	33.3%	9.6%	24.1%	13.5%	6.5%
2019-20	6.7%	3.9%	4.3%	2.3%	7.0%	4.6%	-	0.0%	16.7%	2.2%	6.3%	4.0%	0.0%
Annual Dropout Rate (Gr 7-8)													
2020-21	0.9%	0.2%	-	-	-	-	-	-	-	-	-	-	-
2019-20	0.5%	0.2%	-	-	-	-	-	-	-	-	-	-	-
Annual Dropout Rate (Gr 9-12)													
2020-21	2.4%	0.5%	-	-	-	-	-	-	-	-	-	-	-
2019-20	1.6%	0.2%	-	-	-	-	-	-	-	-	-	-	-
4-Year Longitudinal Rate (Gr 9-12)													
Class of 2021													
Graduated	90.0%	97.7%	-	-	-	-	-	-	-	-	-	-	-
Received TxCHSE	0.3%	0.1%	-	-	-	-	-	-	-	-	-	-	-
Continued HS	3.9%	0.7%	-	-	-	-	-	-	-	-	-	-	-
Dropped Out	5.8%	1.5%	-	-	-	-	-	-	-	-	-	-	-
Graduates and TxCHSE	90.3%	97.8%	-	-	-	-	-	-	-	-	-	-	-
Graduates, TxCHSE, and Continuers	94.2%	98.5%	-	-	-	-	-	-	-	-	-	-	-
Class of 2020													
Graduated	90.3%	97.6%	-	-	-	-	-	-	-	-	-	-	-
Received TxCHSE	0.4%	0.1%	-	-	-	-	-	-	-	-	-	-	-
Continued HS	3.9%	1.5%	-	-	-	-	-	-	-	-	-	-	-
Dropped Out	5.4%	0.8%	-	-	-	-	-	-	-	-	-	-	-
Graduates and TxCHSE	90.7%	97.7%	-	-	-	-	-	-	-	-	-	-	-
Graduates, TxCHSE,	94.6%	99.2%	-	-	-	-	-	-	-	-	-	-	-

Texas Education Agency
 2021-22 Attendance, Graduation, and Dropout Rates (TAPR)
 SHADY BROOK EL (220916117) - HURST-EULESS-BEDFORD ISD - TARRANT COUNTY

	State	District	Campus	African American	Hispanic	White	American Indian	Asian	Pacific Islander	Two or More Races	Special Ed	Econ Disadv	EB/EL
Graduates, TxCHSE, and Continuers	93.8%	98.9%	-	-	-	-	-	-	-	-	-	-	-
Class of 2019													
Graduated	92.0%	98.7%	-	-	-	-	-	-	-	-	-	-	-
Received TxCHSE	0.5%	0.2%	-	-	-	-	-	-	-	-	-	-	-
Continued HS	1.3%	0.1%	-	-	-	-	-	-	-	-	-	-	-
Dropped Out	6.1%	0.9%	-	-	-	-	-	-	-	-	-	-	-
Graduates and TxCHSE	92.6%	99.0%	-	-	-	-	-	-	-	-	-	-	-
Graduates, TxCHSE, and Continuers	93.9%	99.1%	-	-	-	-	-	-	-	-	-	-	-
6-Year Extended Longitudinal Rate (Gr 9-12)													
Class of 2019													
Graduated	92.6%	98.8%	-	-	-	-	-	-	-	-	-	-	-
Received TxCHSE	0.6%	0.2%	-	-	-	-	-	-	-	-	-	-	-
Continued HS	0.6%	0.1%	-	-	-	-	-	-	-	-	-	-	-
Dropped Out	6.2%	0.8%	-	-	-	-	-	-	-	-	-	-	-
Graduates and TxCHSE	93.2%	99.0%	-	-	-	-	-	-	-	-	-	-	-
Graduates, TxCHSE, and Continuers	93.8%	99.2%	-	-	-	-	-	-	-	-	-	-	-
Class of 2018													
Graduated	92.6%	99.4%	-	-	-	-	-	-	-	-	-	-	-
Received TxCHSE	0.7%	0.1%	-	-	-	-	-	-	-	-	-	-	-
Continued HS	0.6%	0.0%	-	-	-	-	-	-	-	-	-	-	-
Dropped Out	6.1%	0.5%	-	-	-	-	-	-	-	-	-	-	-
Graduates and TxCHSE	93.3%	99.5%	-	-	-	-	-	-	-	-	-	-	-
Graduates, TxCHSE, and Continuers	93.9%	99.5%	-	-	-	-	-	-	-	-	-	-	-

Texas Education Agency
 2021-22 Attendance, Graduation, and Dropout Rates (TAPR)
 SHADY BROOK EL (220916117) - HURST-EULESS-BEDFORD ISD - TARRANT COUNTY

	State	District	Campus	African American	Hispanic	White	American Indian	Asian	Pacific Islander	Two or More Races	Special Ed	Econ Disadv	EB/EL
Class of 2021	81.9%	86.2%	-	-	-	-	-	-	-	-	-	-	-
Class of 2020	83.5%	89.8%	-	-	-	-	-	-	-	-	-	-	-
RHSP/DAP/FHSP-E/FHSP-DLA Graduates (Longitudinal Rate)													
Class of 2021	85.7%	86.3%	-	-	-	-	-	-	-	-	-	-	-
Class of 2020	87.8%	90.2%	-	-	-	-	-	-	-	-	-	-	-
RHSP/DAP Graduates (Annual Rate)													
2020-21	43.8%	-	-	-	-	-	-	-	-	-	-	-	-
2019-20	38.6%	-	-	-	-	-	-	-	-	-	-	-	-
FHSP-E Graduates (Annual Rate)													
2020-21	3.8%	0.1%	-	-	-	-	-	-	-	-	-	-	-
2019-20	4.4%	0.4%	-	-	-	-	-	-	-	-	-	-	-
FHSP-DLA Graduates (Annual Rate)													
2020-21	80.4%	84.3%	-	-	-	-	-	-	-	-	-	-	-



Texas Education Agency
 2021-22 Graduation Profile (TAPR)
 SHADY BROOK EL (220916117) - HURST-EULESS-BEDFORD ISD - TARRANT COUNTY

	Campus Count	Campus Percent	District Count	State Count
Graduatesf(2020-21 Annual Graduates)				
Total Graduates	-	-	1,633	358,842
By Ethnicity:				
African American	-	-	313	44,018
Hispanic	-	-	500	183,306
White	-	-		



There is no data for this campus.

There is no data for this campus.

There is no data for this campus.

Texas Education Agency
2021-22 Student Information (TAPR)
SHADY BROOK EL (220916117) - HURST-EULESS-BEDFORD ISD - TARRANT COUNTY

	Membership			Enrollment		
	Campus			Campus		

--	--	--	--	--	--	--

--	--	--	--	--	--	--

--	--	--	--	--	--	--

--	--	--	--	--	--	--




--	--	--	--	--	--	--

Name		Grade	Subject	Reporting Period

Texas Education Agency
 2021-22 Staff Information (TAPR)
 SHADY BROOK EL (220916117) - HURST-EULESS-BEDFORD ISD - TARRANT COUNTY

Staff Information	----- Campus -----		District	State
	Count/Average	Percent		
Number of Students per Teacher	15.8	n/a	15.9	14.6

Staff Information	Campus	District	State
Experience of Campus Leadership:			
Average Years Experience of Principals	2.0	6.9	6.3
Average Years Experience of Principals with District	2.0	6.6	5.4
Average Years Experience of Assistant Principals	3.0	5.7	5.5
Average Years Experience of Assistant Principals with District	3.0	5.1	4.8
Average Years Experience of Teachers:			
	12.5		



Texas Education Agency
2021-22 Staff Information (TAPR)
SHADY BROOK EL (220916117) - HURST-EULESS-BEDFORD ISD - TARRANT COUNTY

- Indicates there is no data for the item.
- * Indicates results are masked due to small numbers.
- ** When only one student disability or assessment group is masked, then the second smallest student disability or assessment group is masked regardless of size.
- n/a Indicates data reporting is not applicable for this group.
- ? Indicates that the data for this item were statistically improbable or were reported outside a reasonable range.

Link to: [PEIMS Financial Standard Reports 2020-21 Financial Actual Report](#)

(To open link in a new window, press the "Ctrl" key and click on the link.)